



# OILES 500

**Selflubricating bearing  
with embedded solid lubricant**



**Where bronze comes first**

# OILES 500 For high load and low speed

OILES 500 is a selflubricating bearing used where the demand for maintenance free operation, high load or high temperature make it impossible to use conventional bearings.

OILES 500 has been developed by the Oiles Corporation in Japan. Johnson Metall AB in Sweden has since 1973 being a part of the production and sales network for Oiles 500.

Johnson Metall AB have the license to manufacture and sell the bearing throughout Scandinavia.

## Function

OILES 500 selflubricating bearings use highgrade bronze alloys as their base material and have a finely finished surface with pockets in which a specially formulated solid lubricant is embedded. The pattern of the lubricating material is arranged geometrically, so that the entire bearing surface is lubricated permanently, in the direction of motion.

During operation a very thin, but nevertheless extremely strong, lubricating film is deposited automatically over the complete moving surface. This film remains intact at all times, even at standstill. The solid lubricant covers 25–30% of the sliding surface. OILES 500 bearings are primarily intended for intermittent duty.



## Design

The geometry as well as the choice of material is based on the specific application of the bearing. This means that each bearing is specially made to meet all load, environmental and temperature requirements where it is to be used



## Designation

When ordering an OILES 500 bearing the following data shall be given: Dimensions, base material, lubricant, lubricant pattern and direction of movement, Rotation or Axial. For radial bearings the letter R after the lubricant pattern designation stands for Rotation and the letter A for Axial movement. Ex. OILES 500-JM1-15-SL4-B1R.

## Solid lubricants

Three different kinds of solid lubricants are available, two of which are based on graphite and one on PTFE. They are produced by compression which gives plugs with high density and good lubrication properties.

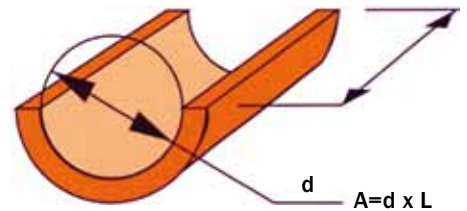
Lubricant	Features All lubricants may be used in temperatures down to -40°C	Lubricant pattern General use		
		-B1	-W1	-P1
<b>SL101</b> graphite+add	Excellent resistance against chemical attacks Temperature <300°C			
<b>SL201</b> graphite+add	Lubricant for general use. Temperature <150°C			
<b>SL403</b> PTFE+add	Lowest in friction. Temperature <80°C Good for shock loads. When possible always recommended because of the excellent friction properties, for example in water			

# Base material

Johnson Metall AB produce a wide range of copperbased alloys, which are used as base material on OILES 500 bearings. Data relating to four of those alloys is given in the table below.

The capacity or carrying load is very much dependent on the choice of alloy, The selection of the base material will thus be based on the requirement of load carrying capacity.

Note that the temperature has an influence on the allowable load values and also the choice of lubricant.



Loadable area=  
Projected bearing area

Base Material	JM1-15 Cu85 Sn5 Pb5 Zn5			JM3-15 Cu88 Sn12			JM5-15 Cu80 Sn10 Pb10			JM7-15 Cu82 Ni4 A110 Fe4		
	SL101	SL201	SL403	SL101	SL201	SL403	SL101	SL201	SL403	SL101	SL201	SL403
Max sliding Velocity V m/s	0.2	0.5	0.8	0.2	0.5	0.7	0.2	0.5	0.8	0.2	0.3	0.5
Max load P at 20°C N/mm <sup>2</sup>	30			50			30			90		
Max load P at max allowable temp N/mm <sup>2</sup>	25	25	30	45			20	20	25	75	80	90
Max load P static (v≈0) N/mm <sup>2</sup>	55			90			60			160		
Max allowable Temp °C	250	150	80	300	150	80	200	150	80	400	150	80
Max PV-value Dry condition N/mm <sup>2</sup> x m/s	0.2	0.4	0.8	0.3	0.6	0.7	0.2	0.4	0.8	1.0	1.0	3.0
Max PV-value In water N/mm <sup>2</sup> x m/s	1.2			2.0			1.2			3.0		

Converison factors: Velocity V in m/s ft/min: multiply by 197  
Load P in N/mm to psi. multiply by 145  
PV-value in N/mm x m/s top psi x ft/min multiply by 28523.

## OILES 500 everywhere



Sluice gates



Floating production unit (FPSO)



Press tools in the automotive industry



Dam gates

Fair leads (offshore)



# Mating Material

Three important parameters to be considered when selecting mating material:

## 1. Type of material

If stainless steels are used, martensitic types are preferable. Austenitic steels may be used but their low hardness must be taken into account.

Unprotected carbon steels may through corrosion increase wear rate. In this case added lubrication could be used as corrosion protection.

## 2 Hardness

When the load is near  $p_{max}$  the hardness of the mating surface is important. The harder mating material the better. A hard surface will always have a positive effect on bearing life and friction.

As a general rule the mating material should be at least 100 HB harder than the bearing bronze.

This gives the following recommended minimum hardness of mating material:

Bearing Material	Hardness of mating material
JM1 Gun Metal	>165 HB
JM3 Tin Bronze	>210 HB
JM5 Lead-Tin Bronze	>180 HB
JM7 Ni-Al Bronze	>270 HB

A softer mating material than recommended will not necessarily endanger the function of the bearing, especially when the loads are moderate (<30% of  $p_{max}$ ).

In the offshore industry softer mating material than recommended in the table is often used with good results. In many applications Ni-coated surfaces with hardness as low as 220 HB are running against JM7 Ni-Al Bronze without problems.

## 3. Surface finish

Recommended <1 Ra.

# Installation

OILES 500 selflubricating bearings require minimum or no maintenance provided they are correctly dimensioned and installed. Their high strength will then give a long bearing life.

The following points are important when installing the bearing:

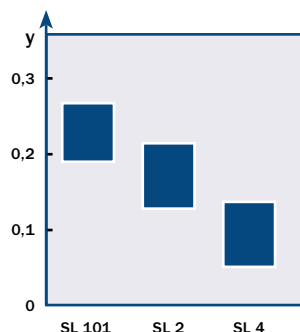
- OILES 500 is specially packed for transportation. Please do not remove the protective cover until installation.

- The sliding surface of the bearing is treated with a solid lubricant coating. This is applied to improve the running-in process. Please make sure that this film is not damaged at the installation.

- Make sure the mating material is cleaned carefully. This is very important for the life of the bearing.

# Friction

The coefficient of friction for selflubricating bearings with solid lubricants is  $\mu = 0.05-0.25$ . The lowest values are obtained with SL 4 with  $\mu=0.1$  generally. When the lubricants based on graphite: SL2, SL101, are used  $\mu = 0.2$  can be obtained. For more accurate friction values, please contact our specialists.



Coefficient of friction for the solid lubricants.



# Dimensions-clearance

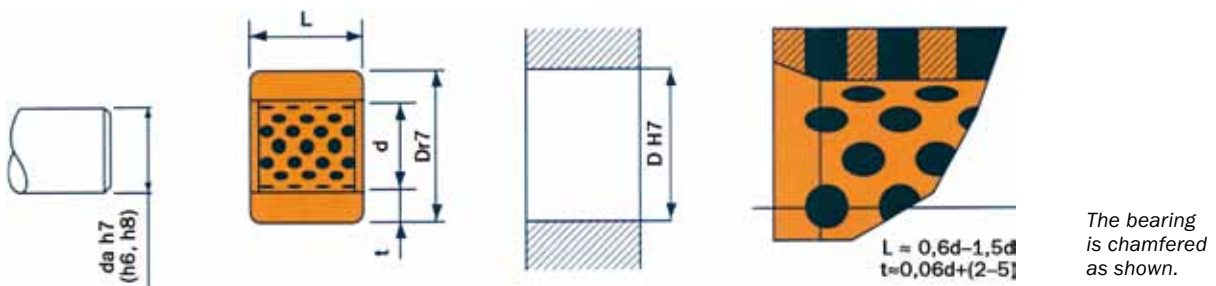
The geometry of the bearing should be calculated according to the figure. The tolerance band for the bearing inside diameter is shown in the table below. Operating temperature and bearing load are decisive factors in the choice of clearance class.

The values in the table are based on a shaft tolerance h7 (h6, h8).

For application involving operating temperature above 300°C please contact Johnson Metall AB, whose engineers will help you.

The figures in the column headed "After fitting" refer to the resulting dimensions if the outside diameter of the bearing is manufactured with a tolerance of r7. The bearing clearance can be calculated from the table values considering a shaft tolerance of h7.

Making a decision is a complex operation: if you have a problem or would like some guidance, do not hesitate to contact Johnson Metall AB, whose tribologists will be pleased to help you.



## Tolerances for inside diameter d

Bearing inside diameter	<b>Class 1</b> Special case Small clearance				<b>Class 2</b> Normal applications Temperature 150°C				<b>Class 3</b> For high temp 300°C Heavy load <50N/mm <sup>2</sup>				
	Manufacture		After fitting		Manufacture		After fitting		Manufacture		After fitting		
	Upper+	Lower+	Upper+	Lower+	Upper+	Lower+	Upper+	Lower+	Upper+	Lower+	Upper+	Lower+	
d mm													
-10	70	55	60	40	85	70	80	50	110	95	100	80	
(10)-18	80	60	70	40	130	110	120	90	165	145	160	130	
(18)-30	100	80	90	50	175	155	170	130	230	210	220	180	
(30)-50	130	105	120	70	235	210	220	180	305	280	290	250	
(50)-80	175	145	150	100	295	265	280	230	405	370	390	330	
(80)-120	220	185	190	140	365	330	340	280	515	480	490	430	
(120)-180	270	230	250	170	440	400	420	340	625	585	590	520	
(180)-250	325	280	280	200	530	480	480	400	740	695	690	610	
(250)-315	390	340	330	250	615	560	560	470	860	805	810	730	
(315)-400	460	405	390	300	700	640	630	540	980	925	920	820	
(400)-500	545	480	460	360	800	735	720	620	1105	1040	1030	920	



Johnson Metall AB is the Nordic countries biggest manufacturer of sliding bearings, hollow bars and mould components made of bronze. Manufacturing units are located in Sweden and Finland, and sales companies in Denmark and Norway. The head office is in Örebro.

Johnson Metall AB is part of Johnson Metall Group.

Head Office: Örebro  
Stålgatan 15  
P.O. Box 1513  
SE-701 15 ÖREBRO, SWEDEN  
Phone +46 19 17 51 00  
Fax +46 19 14 83 40  
E-mail: [sales.orebro@johnson-metall.com](mailto:sales.orebro@johnson-metall.com)  
Internet: [www.johnson-metall.com](http://www.johnson-metall.com)

Finland  
OY Johnson Metall  
Turkkirata 14  
FI-339 60 PIRKKALA 6, FINLAND  
Phone +358 33 42 77 00  
Fax +358 33 42 77 28  
E-mail: [myynti@johnson-metall.fi](mailto:myynti@johnson-metall.fi)  
Internet: [www.johnson-metall.com](http://www.johnson-metall.com)

Norway  
Johnson-Metall AS  
Katfos Næringspark  
NO-3360 GEITHUS, NORWAY  
Phone +47 32 78 32 00  
Fax +47 32 78 32 01  
E-mail: [sales.geithus@johnson-metall.com](mailto:sales.geithus@johnson-metall.com)  
Internet: [www.johnson-metall.com](http://www.johnson-metall.com)

Denmark  
Johnson-Metall A/S  
Nyholms Allé 20  
DK-2610 RØDOVRE, DENMARK  
Phone +45 36 70 00 44  
Fax +45 36 70 80 50  
E-mail: [j-m@johnson-metal.dk](mailto:j-m@johnson-metal.dk)  
Internet: [www.johnson-metall.com](http://www.johnson-metall.com)